

DOGATEC

Mit Sicherheit montiert

WIRELESS TRANSDUCERIZED TOOLS

BMT series



MAIN FEATURES

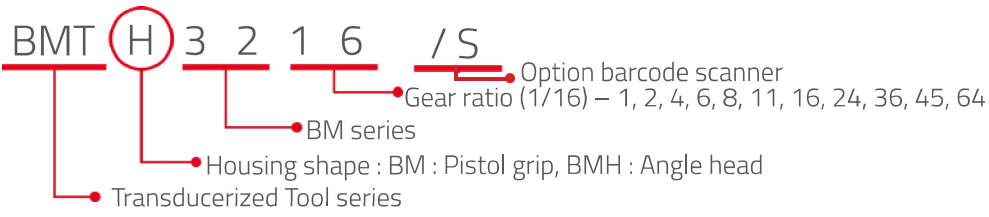


- ▶ Built in torque transducer and angle encoder
- ▶ Digital torque and angle program in 15 presets and 2 multi step sequence programs
- ▶ Models with assignable tightening strategies, batch counting and logical I/O management
- ▶ Auto speed setting by torque
- ▶ Monitoring fastening quality and count of screw numbers (with Paramon Pro X interface)
- ▶ Error information by code display
- ▶ Easy parameter setting and monitoring with ParaMon AIR (free PC software) & built-in Web server
- ▶ Real time torque data and curve display on PC software
- ▶ Real time fastening data output by USB and Wifi
- ▶ Modbus protocol
- ▶ Barcode scanner (option)

Specifications

Electric power	DC25.2V, Lithium ion battery
Motor	Swiss DC servo motor
Wifi	IEEE 802.11a/b/g/n 2.4GHz & 5GHz dual band
Speed	Auto speed by torque setting
Data memory	65,000 data
USB	Micro USB port
Display	1.29" AMOLED color display
No. of preset	15 preset programming by USB or Wifi

MODEL SPECIFICATIONS



Pistol type



Angle type

- 1 Trigger
- 2 Forward / Reverse
- 3 USB



Option
Barcode scanner

TECHNICAL DETAILS

Models without barcode scanner



Pistol wireless DC tools BMT serie

Model	Torque (min Nm)	Torque (max Nm)	Speed (rpm)	Weight (kg) without battery	Bit Socket	Code (tool alone)	Code package* (tool + 2 batteries)
BMT3204-A	0,4	4,5	100~1800	1,0	Hex 1/4"	4-1055089	4-1050721
BMT3206-A	0,6	6,5	100~1250	1,1	Hex 1/4"	4-1055090	4-1050722
BMT3211-A	1,5	11,5	50~690	1,1	Hex 1/4"	4-1055091	4-1050723
BMT3216-A	2,0	16	50~470	1,1	Hex 1/4"	4-1055092	4-1050724
BMT3224-A	4	24	50~310	1,1	Hex 1/4"	4-1055093	4-1050725
BMT3224-Q3/8	4	24	50~310	1,1	SQ 3/8"	4-1055094	4-1050726



Angle head wireless DC tools BMT serie

Model	Torque (min Nm)	Torque (max Nm)	Speed (rpm)	Weight (kg) without battery	Bit Socket	Code (tool alone)	Code package* (tool + 2 batteries)
BMTH3204-A	0,4	4,5	100~1800	1,4	Hex 1/4"	4-1055095	4-1050727
BMTH3204-Q3/8	0,4	4,5	100~1800	1,4	SQ 3/8"	4-1055096	4-1050728
BMTH3206-A	0,8	6,5	100~1250	1,4	Hex 1/4"	4-1055097	4-1050729
BMTH3206-Q3/8	0,8	6,5	100~1250	1,4	SQ 3/8"	4-1055098	4-1050730
BMTH3211-A	1,5	11,5	50~690	1,6	Hex 1/4"	4-1055099	4-1050731
BMTH3211-Q3/8	1,5	11,5	50~690	1,6	SQ 3/8"	4-1055100	4-1050732
BMTH3216-A	2,0	16	50~470	1,6	Hex 1/4"	4-1055101	4-1050733
BMTH3216-Q3/8	2,0	16	50~470	1,6	SQ 3/8"	4-1055102	4-1050734
BMTH3224-A	4	24	50~310	1,6	Hex 1/4"	4-1055103	4-1050735
BMTH3224-Q3/8	4	24	50~310	1,6	SQ 3/8"	4-1055104	4-1050736
BMTH3236-Q3/8	5	32	50~200	1,7	SQ 3/8"	4-1055105	4-1050737
BMTH3245-Q3/8	6	40	50~160	1,7	SQ 3/8"	4-1055107	4-1050739
BMTH3245-Q1/2	6	40	50~160	1,7	SQ 1/2"	4-1055106	4-1050738
BMTH3264-Q3/8	8	50	50~115	1,9	SQ 3/8"	4-1055109	4-1050741
BMTH3264-Q1/2	8	50	50~115	1,9	SQ 1/2"	4-1055108	4-1050740

* Battery charger is not included

Models with barcode scanner



Pistol wireless DC tools BMT serie

Model	Torque (min Nm)	Torque (max Nm)	Speed (rpm)	Weight (kg) without battery	Bit Socket	Code (tool alone)
BMT3204-A/S	0,4	4,4	100~1800	1,0	Hex 1/4"	4-1055110
BMT3206-A/S	0,6	6,4	100~1250	1,1	Hex 1/4"	4-1055111
BMT3211-A/S	1,5	11,3	50~690	1,1	Hex 1/4"	4-1055112
BMT3216-A/S	2,0	15,7	50~470	1,1	Hex 1/4"	4-1055113
BMT3224-A/S	4	24	50~310	1,1	Hex 1/4"	4-1055114
BMT3224-Q/S 3/8	4	24	50~310	1,1	SQ 3/8"	4-1055115



Angle head wireless DC tools BMT serie

Model	Torque (min Nm)	Torque (max Nm)	Speed (rpm)	Weight (kg) without battery	Bit Socket	Code (tool alone)
BMTH3204-A/S	0,4	4,5	100~1800	1,4	Hex 1/4"	4-1055116
BMTH3204-Q/S 3/8	0,4	4,5	100~1800	1,4	SQ 3/8"	4-1055117
BMTH3206-A/S	0,8	6,5	100~1250	1,4	Hex 1/4"	4-1055118
BMTH3206-Q/S 3/8	0,8	6,5	100~1250	1,4	SQ 3/8"	4-1055119
BMTH3211-A/S	1,5	11,5	50~690	1,6	Hex 1/4"	4-1055120
BMTH3211-Q/S 3/8	1,5	11,5	50~690	1,6	SQ 3/8"	4-1055121
BMTH3216-A/S	2,0	16	50~470	1,6	Hex 1/4"	4-1055122
BMTH3216-Q/S 3/8	2,0	16	50~470	1,6	SQ 3/8"	4-1055123
BMTH3224-A/S	4	24	50~310	1,6	Hex 1/4"	4-1055124
BMTH3224-Q/S 3/8	4	24	50~310	1,6	SQ 3/8"	4-1055125
BMTH3236-Q/S 3/8	5	32	50~200	1,7	SQ 3/8"	4-1055126
BMTH3245-Q/S 3/8	6	40	50~160	1,7	SQ 3/8"	4-1055128
BMTH3245-Q/S 1/2	6	40	50~160	1,7	SQ 1/2"	4-1055127
BMTH3264-Q/S 3/8	8	50	50~115	1,9	SQ 3/8"	4-1055130
BMTH3264-Q/S 1/2	8	50	50~115	1,9	SQ 1/2"	4-1055129

TOOL DIMENSION

▶ BMT & BMTH Unit: mm



PACKAGE

▶ Standard packing items: BMT Tool, Battery pack 2EA
(battery charger is not included).



FLEXIBLE FUNCTION

Built-in digital display



Battery



Model	BL25201
Voltage	25.2V
No of cell	3.6V x 7
Weight	505 gr
Code	4-1050683

▶ Don't use the battery for any other tools or purpose

Battery charger



Model	D25247A
Input	AC220 - 240V, 50/60Hz, 1.1A
Output	DC18-25.2V, 4.0A
Fuse	250VAC T3.15A
Operating environment	0 ~ 40 / 15 ~ 80% RH (without dew)
Full charging time	50 minutes
Safety class	Class II
Weight	620 gr
Code	4-1050684

LED Display Information

- Blink Ready
- Charging
- Complete
- Blink Battery Overheat
- Blink Charging Not Possible

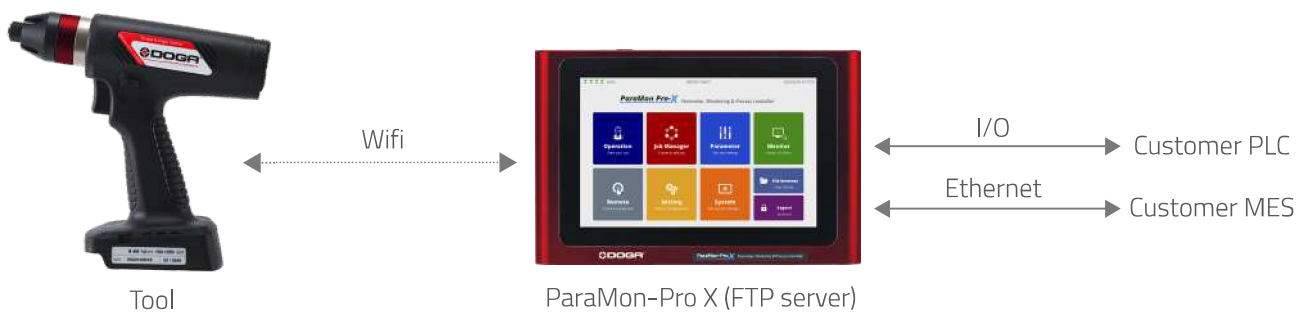
CONNECTION

USB connection



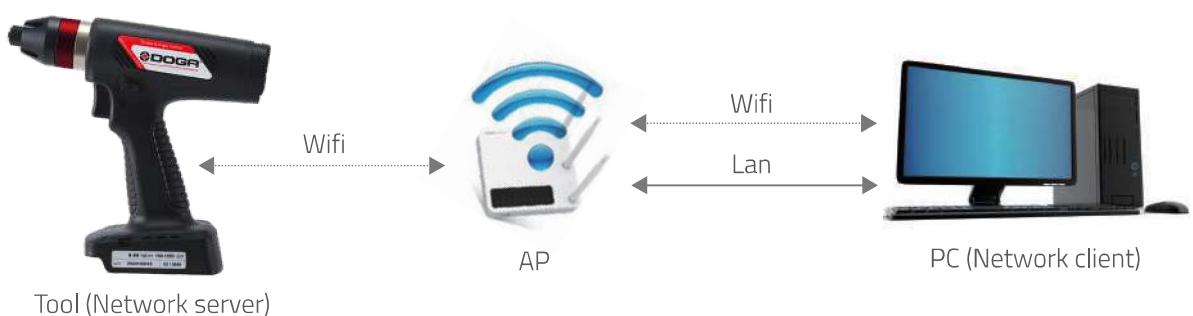
- ▶ Initial network and parameter setting, data monitoring
- ▶ Data download from the internal memory (max 65 000)
- ▶ Tool firmware update

Wifi connection to Paramon-Pro X



- ▶ Connect up to 8 BM tools
- ▶ Error-proofing through assembly sequencing and process monitoring
- ▶ Simple and user friendly sequence programming interface
- ▶ 2 x USB 2.0 ports - Bar code scanning (optional)
- ▶ HDMI port for display extension

Wifi connection to PC via AP



- ▶ Parameter setting, data monitoring on PC with ParMon Air or custom software
- ▶ Protocols are open for programming the custom software

PARAMON-PRO X INTERFACE (OPTIONAL)



- ▶ Total 8 tools can be connected
- ▶ Parameter setting, Data monitoring
- ▶ Error-proofing through assembly sequencing and process monitoring
- ▶ Fastening data auto saving with file system
- ▶ Tool remote control
- ▶ Barcode scanner can be connected

Features

Input power	AC220 - 240V, 50/60Hz, 0.35A
Dimensions	300 (W) x 196 (H) x 80 (D) - Wall mount bracket included
Display	10.1" TFT LCD Touch
Com port	Ethernet, 2 x USB, I/O (input 16, output 16), RS 232 (Barcode reading)
Memory	Internal : 8GB + extra memory slot with file system External : Micro SD card up to 32GB
Wifi	Wireless USB adapter 2.4 & 5GHz Plug-in dual channel module kit
Display extension	HDMI
Weight	3,54 kg
Code	4-1050685

Operation mode (with job vs without job)



VS



Operation mode	With Job (Sequencing mode with logical steps)	Without Job (Multi tool tightening mode)
Feature	<ul style="list-style-type: none"> Five types of steps (fastening / Input / output / delay / message) are provided for sequence programming. The combination of steps is called a job. Up to 1,000 jobs are supported. Fastening data is auto saved in the file system. 	<ul style="list-style-type: none"> Not support process control. Display fastening data receiving from tools in real-time. Fastening data is auto saved in the file system.
Tools	<ul style="list-style-type: none"> The tool works only in the fastening step. In the fastening step, only one tool can be assigned. Two or more tools cannot work simultaneously. Suitable for single operator environments. 	<ul style="list-style-type: none"> No restrictions on the use of the tool. All tools can be work simultaneously. Suitable for multiple operator environments.
Barcode Scanner	<ul style="list-style-type: none"> To load the desired job by scanning barcode. 	<ul style="list-style-type: none"> To select the preset torque on the tools.

Sample job



Displays information of the product to be assembled in text or image.

Displayed message remains at the preset time.

Press the start button to start assembly.

Select the tool to be used for fastening. Set the preset torque of the tool and the number of screws.

OK and NG are output to the tower lamp according to the assembly result.

Assembly process visualization



Visualize the assembly procedure with just a few touches.

- ▶ Take a picture of the work-piece
- ▶ Set position of screw according to the fastening order
- ▶ Up to 99 screws can be set per fastening step
- ▶ Radius / Width of the circle can be adjusted to fit the size of the screw
- ▶ Color of the product and color of the circle overlap, you can change the color of the circle

Below is the screen that is actually performing the job.



