

# DOGATEC

Mit Sicherheit montiert

Niedervolt -Abschaltsschrauber  
Schraubsysteme  
Serie GX, GY, GA and DO

ELECTRIC SHUT-OFF  
SCREWDRIVERS  
GX, GY, GA and DO series



[www.dogatec.de](http://www.dogatec.de)

# SUMMARY

## ELECTRIC SHUT-OFF SCREWDRIVERS

GX, GY, GA and DO series

▶ <b>MORE ROBUST, MORE ACCURATE, AND MORE EFFICIENT!</b> .....	4
The range.....	5
Composition of a brushless electric shut-off screwdriver.....	6
▶ <b>BRUSHLESS ELECTRIC SHUT-OFF SCREWDRIVERS</b> .....	7
<b>GX SERIES</b>	
Brushless electric shut-off straight screwdrivers - GX micro-torque series.....	7
Brushless electric shut-off straight screwdrivers - Standard GX series.....	8
Brushless electric shut-off straight screwdrivers - GXS series.....	9
Brushless electric shut-off straight screwdrivers - GXT series.....	10
Brushless electric shut-off straight screwdrivers - GX FS series.....	11
Brushless electric shut-off straight screwdrivers - GX BT series.....	12
Brushless electric shut-off straight screwdrivers - GXD series.....	13
Brushless electric shut-off spindles - GXA series.....	14
▶ <b>BRUSHLESS ELECTRIC SHUT-OFF SCREWDRIVERS</b> .....	15
<b>GY SERIES</b>	
Brushless electric shut-off straight screwdrivers - GY series.....	15
Brushless electric shut-off pistol screwdrivers - PGY series.....	16
Brushless electric shut-off spindles - GYA series.....	17
▶ <b>BRUSH ELECTRIC SHUT-OFF SCREWDRIVERS</b> .....	18
<b>GA SERIES</b>	
Brush electric shut-off straight screwdrivers - GA series.....	18
▶ <b>BRUSH ELECTRIC SHUT-OFF SCREWDRIVERS</b> .....	19
<b>DO SERIES</b>	
Brush electric shut-off straight screwdrivers - DO series.....	19
▶ <b>CONTROLLERS FOR ELECTRIC TOOLS</b> .....	20
XS-40D controller.....	20
XS-40D FA controller.....	20
XT-35D controller with advanced features.....	21
XS-35D controller.....	22
XS-38D controller.....	23
XT-30D controller.....	23
POKA-YOKE Scout II counting controller.....	24
▶ <b>ACCESSORIES AND SERVICES PROVIDED</b> .....	25
▶ <b>RELATED PRODUCTS</b> .....	27
DPC Touch V2 sequencing interface.....	27
Industrial bits.....	28
Torque reaction arms.....	28
Screw feeders for vacuum kits or magnetized bits.....	29
Air vacuum kits.....	29
▶ <b>OUR SERVICES</b> .....	30

# MORE ROBUST, MORE ACCURATE, AND MORE EFFICIENT!

Our electric shut-off screwdrivers and spindles are designed according to the highest standards of precision, ergonomics and robustness.

They come with a host of standard features:

- Digital speed adjustment
- Soft start
- Start / reversibility buttons and shut-off are magnetic sensors
- ESD protection for most models
- Surge and temperature protection

By equipping your workstations with our electric screwdrivers, you can be sure of producing quality assemblies while optimising your production costs.



## The range

Whatever your needs are, you will find the right solution in our wide range of electric shut-off screwdrivers for all your applications, even those with intensive work rates.

### GX SERIES



#### Brushless electric shut-off straight screwdrivers

##### GX series

(GX micro-torque and standard, GXS, GXT, GX FS, GX BT, GXD)

- From 0.02 to 9.8 Nm
- Ideal for vertical assemblies at low torque or more common torques



#### Brushless electric shut-off spindles - GXA series

- From 0.03 to 4.41 Nm
- Perfect for installation on automatic machines or robots

### GY SERIES



#### Brushless electric shut-off straight screwdrivers

##### GY series

- From 1 to 9.8 Nm
- Perfectly suited to high-speed vertical screwdriving operations



#### Brushless electric shut-off pistol screwdrivers

##### PGY series

- From 1 to 9.8 Nm
- The best solution for high-speed horizontal screwdriving operations



#### Brushless electric shut-off spindles - GYA series

- From 1 to 9.8 Nm
- Optimal for high-speed automated screwdriving operations

### GA SERIES



#### Brush electric shut-off straight screwdrivers

##### GA series

- From 0.08 to 1.18 Nm
- A small lightweight model that combines operator comfort, productivity and quality

### DO SERIES



#### Brush electric shut-off straight screwdrivers

##### DO series

- From 0.2 to 4.41 Nm
- A small lightweight model that combines operator comfort, productivity and quality

# Composition of a brushless electric shut-off screwdriver



# BRUSHLESS ELECTRIC SHUT-OFF SCREWDRIVERS

## GX SERIES

Brushless electric shut-off straight screwdrivers  
GX micro-torque series



**SOFT SHUT-OFF  
MECHANICAL CLUTCH  
FOR YOUR VERY LOW  
TORQUE ASSEMBLIES**

From 0.02 to 0.45 Nm



Digital speed adjustment



XS-40D controller



ESD protection

- ▶ Extended features
- ▶ Start / reverse and shut-off mechanism equipped with contactless switches
- ▶ Surge and temperature protection
- ▶ Delivered with a 3 m cable

Designation	Torque (Nm)	Speed (rpm)	Start	Drive	Voltage (V)	Weight (kg)	Code
GX 035 ESD	0.02 to 0.34	300 to 1100	Lever	Half-moon / shank drive 4 mm	30	0.24	<b>P100446</b>
GX 045 ESD	0.04 to 0.45	300 to 700	Lever	Half-moon / shank drive 4 mm	30	0.24	<b>P100270</b>
XS-40D controller							<b>P100001</b>

# Brushless electric shut-off straight screwdrivers

## Standard GX series



**EQUIPPED  
SOFT START AND  
DIGITAL SPEED  
CONTROL**

From 0.09 to 4.41 Nm



Digital speed adjustment



XS-40D controller



ESD protection

- ▶ Soft shut-off mechanical clutch for very low torque assemblies with precision
- ▶ Soft start adjustable
- ▶ Start / reverse and shut-off mechanism equipped with contactless switches
- ▶ Surge and temperature protection
- ▶ Delivered with a 3 m cable
- ▶ Available in pistol version (see accessories page 25)

Designation	Torque (Nm)	Speed (rpm)	Start	Drive	Voltage (V)	Weight (kg)	Code
GX 80 ESD V2	0.09 to 0.8	450 to 1000	Lever	Hex 1/4"	30	0.43	<b>P100044</b>
GX 80 P ESD V2	0.09 to 0.8	450 to 1000	Push to start	Hex 1/4"	30	0.43	<b>P100241</b>
GX 120 ESD V2	0.2 to 1.2	300 to 700	Lever	Hex 1/4"	30	0.43	<b>P100010</b>
GX 120 P ESD V2	0.2 to 1.2	300 to 700	Push to start	Hex 1/4"	30	0.43	<b>P100105</b>
GX 150 ESD-H	0.3 to 1.47	800 to 1700	Lever	Hex 1/4"	40	0.60	<b>P100098</b>
GX 150 P ESD-H	0.3 to 1.47	800 to 1700	Push to start	Hex 1/4"	40	0.60	<b>P100083</b>
GX 220 ESD-H	0.6 to 2.15	600 to 1200	Lever	Hex 1/4"	40	0.60	<b>P100016</b>
GX 220 P ESD-H	0.6 to 2.15	600 to 1200	Push to start	Hex 1/4"	40	0.60	<b>P100025</b>
GX 450 ESD-H	1 to 4.41	300 to 600	Lever	Hex 1/4"	40	0.62	<b>P100011</b>
GX 450 P ESD-H	1 to 4.41	300 to 600	Push to start	Hex 1/4"	40	0.62	<b>P100023</b>
XS-40D controller							<b>P100001</b>

# Brushless electric shut-off straight screwdrivers GXS series

From 0.09 to 2.15 Nm



Digital speed adjustment



XS-40D controller



ESD protection



**SOFT SHUT-OFF  
MECHANICAL CLUTCH  
TO PRESERVE  
FRAGILE ASSEMBLIES**

- ▶ Soft shut-off is ideal for your fragile assemblies
- ▶ Extended features
- ▶ Soft start adjustable
- ▶ Start / reverse and shut-off mechanism equipped with contactless switches
- ▶ Surge et temperature protection
- ▶ Delivered with a 3 m cable
- ▶ Available in pistol version (see accessories page 21)

Designation	Torque (Nm)	Speed (rpm)	Start	Drive	Voltage (V)	Weight (kg)	Code
GXS 80 ESD V2	0.09 to 0.8	450 to 1000	Lever	Hex 1/4"	30	0.43	<b>P101709</b>
GXS 120 ESD V2	0.2 to 1.2	300 to 700	Lever	Hex 1/4"	30	0.43	<b>P100553</b>
GXS 150 ESD-H	0.3 to 1.47	800 to 1700	Lever	Hex 1/4"	40	0.60	<b>P102475</b>
GXS 220 ESD-H	0.6 to 2.15	600 to 1200	Lever	Hex 1/4"	40	0.60	<b>P101405</b>
XS-40D controller							<b>P100001</b>

# Brushless electric shut-off straight screwdrivers GXT series

From 0.09 to 4.41 Nm



Digital speed adjustment



XS-40D controller



ESD protection



Helicoil® installation



Insert installation



**PERFECTLY SUITED FOR:**

- INSERTS INSTALLATION
- THREAD INSERTS INSTALLATION
- TAPPING CONTROL

- ▶ Programmable functions (auto-reverse)
- ▶ Soft start adjustable
- ▶ Start / reverse and shut-off mechanism equipped with contactless switches
- ▶ Surge and temperature protection
- ▶ Delivered with a 3 m cable
- ▶ Available in pistol version (see accessories page 25)

Designation	Torque (Nm)	Speed (rpm)	Start	Drive	Voltage (V)	Weight (kg)	Code
GXT 80 ESD V2	0.09 to 0.8	450 to 1000	Lever	Hex 1/4"	30	0.43	P103202
GXT 120 ESD V2	0.2 to 1.2	300 to 700	Lever	Hex 1/4"	30	0.43	P100367
GXT 150 ESD-H	0.3 to 1.47	800 to 1700	Lever	Hex 1/4"	40	0.60	P103529
GXT 220 ESD-H	0.6 to 2.15	600 to 1200	Lever	Hex 1/4"	40	0.60	P100968
GXT 450 ESD-H	1 to 4.41	300 to 600	Lever	Hex 1/4"	40	0.62	P100450
XS-40D controller							P100001

# Brushless electric shut-off straight screwdrivers GX FS series



**ECONOMICAL  
SOLUTION FOR  
LOW-TORQUE  
ASSEMBLIES**

From 0.1 to 1.8 Nm



Single-speed



XS-40D  
controller



ESD  
protection

- ▶ Maximum efficiency (high speeds)
- ▶ Start / reverse and shut-off mechanism equipped with contactless switches
- ▶ Surge and temperature protection
- ▶ Delivered with a 3 m cable

Designation	Torque (Nm)	Speed (rpm)	Start	Drive	Voltage (V)	Weight (kg)	Code
GX 60 FS ESD	0.1 to 0.6	1550	Lever	Hex 1/4"	30	0,44	P109110
GX 60 FSP ESD	0.1 to 0.6	1550	Push to start	Hex 1/4"	30	0,44	P107077
GX 80 FS ESD	0.2 to 0.8	1250	Lever	Hex 1/4"	30	0,44	P103190
GX 80 FSP ESD	0.2 to 0.8	1250	Push to start	Hex 1/4"	30	0,44	P104980
GX 120 FS ESD	0.3 to 1.2	1000	Lever	Hex 1/4"	30	0,44	P100936
GX 120 FSP ESD	0.3 to 1.2	1000	Push to start	Hex 1/4"	30	0,44	P102302
GX 180 FS ESD	0.4 to 1.8	700	Lever	Hex 1/4"	30	0,44	P100242
GX 180 FSP ESD	0.4 to 1.8	700	Push to start	Hex 1/4"	30	0,44	P101230
XS-40D controller							P100001

# Brushless electric shut-off straight screwdrivers GX BT series



**ECONOMICAL  
SOLUTION FOR  
HIGH-TORQUE  
ASSEMBLIES**

From 1 to 9.8 Nm



Digital speed adjustment



XS-35D controller



ESD protection

- ▶ Extended features
- ▶ Soft start adjustable
- ▶ Start / reverse and shut-off mechanism equipped with contactless switches
- ▶ Surge and temperature protection
- ▶ Delivered with a 3 m cable
- ▶ Available in pistol version (see accessories page 25)

Designation	Torque (Nm)	Speed (rpm)	Start	Drive	Voltage (V)	Weight (kg)	Code
GX 35 BT ESD-G	1 to 3.4	700 to 1500	Lever	Hex 1/4"	35	0.92	P101533
GX 50 BT ESD-G	2 to 4.9	600 to 1050	Lever	Hex 1/4"	35	0.92	P101024
GX 100 BT ESD-G	4 to 9.8	150 to 550	Lever	Hex 1/4"	35	0.92	P100049
XS-35D controller							P100050

## Brushless electric shut-off straight screwdrivers GXD series

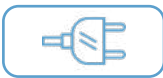


**THE BEST SOLUTION  
FOR WORKSTATIONS  
WITH LIMITED SPACE**

**De 0.4 to 2.45 Nm**



**Single-speed**



**Without controller  
Direct connection  
to 230 V socket**

- ▶ Space saving and greater mobility
- ▶ Optimised limited features
- ▶ Optimum efficiency (fixed speeds)
- ▶ Start / reverse and shut-off mechanism equipped with contactless switches
- ▶ Surge and temperature protection
- ▶ Delivered with a 3 m cable

Designation	Torque (Nm)	Speed (rpm)	Start	Drive	Weight (kg)	Code
GXD 180	0.4 to 1.75	1400	Lever	Hex 1/4"	0.97	P205299
GXD 180P	0.4 to 1.75	1400	Push to start	Hex 1/4"	0.97	P205300
GXD 250	0.7 to 2.45	1100	Lever	Hex 1/4"	0.97	P205301
GXD 250P	0.7 to 2.45	1100	Push to start	Hex 1/4"	0.97	P205302

# Brushless electric shut-off spindles GXA series

**IDEAL FOR  
AUTOMATED  
ASSEMBLIES  
WITH PRECISION**



From 0.03 to 4.41 Nm



Digital speed adjustment



XS-40D FA controller

**ROBOT**

Robotised / automated workstation integration

- ▶ Soft start adjustable
- ▶ Shut-off mechanism equipped with contactless switch
- ▶ Easy integration by fixing with a mounting flange
- ▶ Remote control of motor start, forward and reverse
- ▶ Surge and temperature protection
- ▶ Delivered with a 3 m cable

Designation	Torque (Nm)	Speed (tr/min)	Start	Drive	Voltage (V)	Weight (kg)	Code
GXA 035 ESD V2	0.03 to 0.35	300 to 1100	External	Half-moon / shank drive 4 mm	30	0.45	<b>P104972</b>
GXA 045 ESD V2	0.04 to 0.45	300 to 700	External	Half-moon / shank drive 4 mm	30	0.45	<b>P167806</b>
GXA 080 ESD V2	0.1 to 0.8	450 to 1000	External	Hex 1/4"	30	0.45	<b>P103207</b>
GXA 120 ESD V2	0.2 to 1.2	300 to 700	External	Hex 1/4"	30	0.45	<b>P101624</b>
GXA 150-H	0.3 to 1.47	800 to 1700	External	Hex 1/4"	40	0.72	<b>P102506</b>
GXA 150P-H	0.3 to 1.47	800 to 1700	Push to start	Hex 1/4"	40	0.72	<b>P109082</b>
GXA 220-H	0.6 to 2.15	600 to 1200	External	Hex 1/4"	40	0.72	<b>P101535</b>
GXA 220P-H	0.6 to 2.15	600 to 1200	Push to start	Hex 1/4"	40	0.72	<b>P104971</b>
GXA 450-H	1 to 4.41	300 to 600	External	Hex 1/4"	40	0.74	<b>P100787</b>
GXA 450P-H	1 to 4.41	300 to 600	Push to start	Hex 1/4"	40	0.74	<b>P102923</b>
XS-40D FA controller							<b>P100059</b>

# BRUSHLESS ELECTRIC SHUT-OFF SCREWDRIVERS

## GY SERIES

### Brushless electric shut-off straight screwdrivers GY series

From 1 to 9.8 Nm



Digital speed adjustment



XT-35D controller



ESD protection



Helicoil® installation



Insert installation



**HIGH QUALITY  
MECHANICAL CLUTCH  
FOR YOUR HIGH-SPEED  
APPLICATIONS**

- ▶ Multi-sequence functionality: tighten / hold / loosen (auto-reverse)
- ▶ Soft start adjustable
- ▶ Start / reverse and shut-off mechanism equipped with contactless switches
- ▶ Surge and temperature protection
- ▶ Delivered with a 3 m cable

Designation	Torque (Nm)	Speed (rpm)	Start	Drive	Voltage (V)	Weight (kg)	Code
GY 35 ESD-G	1 to 3.4	500 to 1500	Lever	Hex 1/4"	35	0.8	P101804
GY 35P ESD-G	1 to 3.4	500 to 1500	Push to start	Hex 1/4"	35	0.8	P101708
GY 50 ESD-G	2 to 4.9	400 to 1100	Lever	Hex 1/4"	35	0.8	P101285
GY 50P ESD-G	2 to 4.9	400 to 1100	Push to start	Hex 1/4"	35	0.8	P102490
GY 100 ESD-G	4 to 9.8	250 to 500	Lever	Hex 1/4"	35	0.85	P100320
XT-35D controller							P100043

# Brushless electric shut-off pistol screwdrivers PGY series

From 1 to 9.8 Nm



Digital speed adjustment



XT-35D controller



ESD protection



Helicoil® installation



Insert installation



**FOR YOUR HIGH-SPEED  
HORIZONTAL TIGHTENING  
OPERATIONS**

- ▶ High quality, precise and impact-free clutch with full mechanical shut-off
- ▶ Cable routing from below or above (Top Exit)
- ▶ Multi-sequence functionality: tighten / hold / loosen (auto-reverse)
- ▶ Soft start adjustable
- ▶ Start / reverse and shut-off mechanism equipped with contactless switches
- ▶ Surge and temperature protection
- ▶ Delivered with a 3 m cable

Designation	Torque (Nm)	Speed (tr/min)	Start	Drive	Voltage (V)	Weight (kg)	Code
PGY 35 ESD-G	1 to 3.4	500 to 1500	Trigger	Hex 1/4"	35	0.9	P101621
PGY 35 ESD-G Top Exit	1 to 3.4	500 to 1500	Trigger	Hex 1/4"	35	0.9	P101800
PGY 50 ESD-G	2 to 4.9	400 to 1100	Trigger	Hex 1/4"	35	0.9	P102025
PGY 50 ESD-G Top Exit	2 to 4.9	400 to 1100	Trigger	Hex 1/4"	35	0.9	P101627
PGY 100 ESD-G	4 to 9.8	250 to 500	Trigger	Hex 1/4"	35	0.95	P102683
PGY 100 ESD-G Top Exit	4 to 9.8	250 to 500	Trigger	Hex 1/4"	35	0.95	P104377
XT-35D controller							P100043

# Brushless electric shut-off spindles GYA series

**IDEAL FOR  
HIGH-SPEED  
AUTOMATED  
ASSEMBLIES**



**From 1 to 9.8 Nm**



**Digital speed adjustment**



**XT-35D controller**

**ROBOT**

**Robotised / automated workstation integration**

- ▶ Multi-sequence functionality: tighten / hold / loosen (auto-reverse)
- ▶ Soft start adjustable
- ▶ Shut-off mechanism equipped with contactless switch
- ▶ Remote control of motor start, forward and reverse
- ▶ Surge and temperature protection
- ▶ Delivered with a 3 m cable

Designation	Torque (Nm)	Speed (tr/min)	Start	Drive	Voltage (V)	Weight (kg)	Code
GYA 35 ESD-G V2	1 to 3.4	500 to 1500	External inputs / outputs	Hex 1/4"	35	0.95	<b>P102320</b>
GYA 50 ESD-G V2	2 to 4.9	400 to 1100	External inputs / outputs	Hex 1/4"	35	0.95	<b>P102492</b>
GYA 100 ESD-G V2	4 to 9.8	250 to 500	External inputs / outputs	Hex 1/4"	35	0.95	<b>P100489</b>
XT-35D controller							<b>P100043</b>

# BRUSH ELECTRIC SHUT-OFF SCREWDRIVERS

## GA SERIES

### Brush electric shut-off straight screwdrivers GA series



**THE MOST  
ECONOMICAL SOLUTION  
FOR LOW-TORQUE  
ASSEMBLIES**

From 0.08 to 1.18 Nm



Dual speed  
adjustment



XS-38D / XT-30D  
controllers



ESD  
protection

- ▶ Dedicated to low rate
- ▶ Start / reverse and shut-off mechanism equipped with contactless switches
- ▶ Surge and temperature protection
- ▶ Delivered with a 3 m cable

Designation	Torque (Nm)	Vitesse (rpm)	Start	Drive	Voltage (V)	Weight (kg)	Code
GA 150 ESD	0.08 to 0.78	700 or 1000	Lever	Hex 1/4"	30	0.31	P102902
GA 150P ESD	0.08 to 0.78	700 or 1000	Push to start	Hex 1/4"	30	0.31	P105867
GA 180 ESD	0.1 to 1.18	450 or 700	Lever	Hex 1/4"	30	0.31	P100350
GA 180P ESD	0.1 to 1.18	450 or 700	Push to start	Hex 1/4"	30	0.31	P102021
XS-38D controller (dual speed adjustment)							P100106
XT-30D V2 controller (single high-speed)							P100927

# BRUSH ELECTRIC SHUT-OFF SCREWDRIVERS

## DO SERIES

### Brush electric shut-off straight screwdrivers DO series



**THE MOST ECONOMICAL SOLUTION FOR HIGH-TORQUE ASSEMBLIES**

From 0.2 to 4.41 Nm



Dual speed adjustment



XS-38D controller



ESD protection

- ▶ Dedicated to low rate
- ▶ Start / reverse and shut-off mechanism equipped with contactless switches
- ▶ Surge and temperature protection
- ▶ Delivered with a 3 m cable

Designation	Torque (Nm)	Vitesse (rpm)	Start	Drive	Voltage (V)	Weight (kg)	Code
DO 250 ESD	0.2 to 2.45	630 or 1050	Lever	Hex 1/4"	38	0.72	P101465
DO 250P ESD	0.2 to 2.45	630 or 1050	Push to start	Hex 1/4"	38	0.72	P102698
DO 350 ESD	0.2 to 3.43	460 or 750	Lever	Hex 1/4"	38	0.72	P101184
DO 350P ESD	0.2 to 3.43	460 or 750	Push to start	Hex 1/4"	38	0.72	P103182
DO 450 ESD	0.3 to 4.41	330 or 550	Lever	Hex 1/4"	38	0.72	P100817
DO 450P ESD	0.3 to 4.41	330 or 550	Push to start	Hex 1/4"	38	0.72	P101788
XS-38D controller (dual speed adjustment)							P100106

# CONTROLLERS FOR ELECTRIC TOOLS



Connected to the controller, the screwdriver delivers constant speed and motor torque even for demanding fastening process (self-tapping, tightening soft joint, etc.) thanks to SMPS technology (switching modulation).

## XS-40D controller

### For 30 or 40 volts screwdrivers GX, GXS, GXT, GX FS series

- ▶ Adjustable soft start (from 30 to 200 ms)
- ▶ Inputs / Outputs interface for PLC
- ▶ RJ input for SCOUT II, DPC Touch counting
- ▶ Practical, compact and lightweight
- ▶ Reliable: surge and temperature protection from incorrect usage
- ▶ Maintenance free for better economy
- ▶ High level of quality thanks to the signals available depending on the model or special software: cycle in progress, torque reached, screwdriver locked / unlocked, rotation, etc.

Designation	XS-40D
Tension	220 VAC
Low voltage	30 V
High voltage	40 V
Intensity	3 A
Weight	0.86 kg
Dimensions	200 x 115 x 65 mm
Code	<b>P100001</b>

## XS-40D FA controller

### For 30 or 40 volts spindles GXA series

- ▶ For automated workstations
- ▶ Adjustable soft start (from 30 to 200 ms)
- ▶ Inputs / Outputs interface for PLC
- ▶ RJ input for SCOUT II, DPC Touch counting
- ▶ Practical, compact and lightweight
- ▶ Reliable: surge and temperature protection from incorrect usage
- ▶ Maintenance free for better economy
- ▶ High level of quality thanks to the signals available depending on the model or special software: cycle in progress, torque reached, screwdriver locked / unlocked, rotation, etc.

Designation	XS-40D FA
Tension	220 VAC
Low voltage	30 V
High voltage	40 V
Intensity	3 A
Weight	0.86 kg
Dimensions	200 x 115 x 65 mm
Code	<b>P100059</b>

## XT-35D controller with advanced features



### For 35 volts screwdrivers GY series

- ▶ For powering and controlling GY brushless electric screwdrivers
- ▶ Wide range of torques from 0.7 to 9.8 Nm
- ▶ Adjustable rotation speed from 300 to 1500 rpm
- ▶ Keyboard for setting parameters
- ▶ Password protection for parameters
- ▶ Adjustable speeds in tighten and loosen
- ▶ Adjustable soft start from 30 to 2 000 ms
- ▶ Multi-sequence programs
- ▶ Multi-triggering for tightening soft joint (1 to 10 hits)
- ▶ Display of selectable parameters
- ▶ Inputs / Outputs interface (I/O)
- ▶ RJ input for SCOUT II, DPC Touch counting
- ▶ Maintenance free for better economy
- ▶ Reliable: surge and temperature protection from incorrect usage

Designation	XT-35D
Voltage	230 VAC
Output voltage	35 V
Output intensity	4 A
Weight	2.4 kg
Dimensions	95 x 221 x 143 mm
Code	<b>P100043</b>



### For 35 volts screwdrivers GX BT series

- ▶ Practical, compact and lightweight
- ▶ Reliable: surge and temperature protection from incorrect usage
- ▶ Maintenance free for better economy
- ▶ High level of quality thanks to the signals cycle in progress, torque reached, screwdriver locked / unlocked
- ▶ Inputs / Outputs interface for PLC
- ▶ RJ input for SCOUT II, DPC Touch counting

Designation	XS-35D
Voltage	220 VAC
Output voltage	35 V
Intensity	4 A
Weight	1.2 kg
Dimensions	200 x 115 x 65 mm
Code	<b>P100050</b>

## XS-38D controller

### For 38 volts screwdrivers GA and DO series

- ▶ Dual speed high / low
- ▶ Inputs / Outputs interface for PLC



Designation	XS-38D
Tension	230 VAC
Low voltage	30 V
High voltage	38 V
Intensity	2.5 A
Weight	0.71 kg
Dimensions	200 x 115 x 65 mm
Code	<b>P100106</b>

## XT-30D controller

### For 30 volts screwdrivers GA series



Designation	XT-30D
Voltage	230 VAC
Output voltage	30 V
Intensity	1.2 A
Weight	0.27 kg
Dimensions	140 x 70 x 40 mm
Code	<b>P100927</b>



## THE PERFECT TOOL FOR COUNTING SCREWS AND CYCLE MONITORING

For screwdrivers compatible with controllers XS-35D, XT-35D and XS-40D (up to 4 screwdrivers)

### 1 Monitoring

- ▶ Prevention of screw oversights
- ▶ Protection against double tightening
- ▶ Detect cross threaded tightening
- ▶ Cycle and process control (tightening time)
- ▶ Alarms: LEDs and buzzer

POKA-YOKE SCOUT 2

8 programs  
Scout Manager programming software  
or direct programming on the controller

15 inputs including  
cycle start and  
start authorisation

7 outputs including  
OK / NG, Buzzer and cycle end

**Code: P100256**

### 2 Counting

- ▶ Display OK / NOK tightening
- ▶ Display OK / NOK cycle
- ▶ Display total number of screws (up to 99)
- ▶ Display number of screws remaining

### 3 Detection

- ▶ Part detection
- ▶ Management of information OK / NOK part in connection with a PLC









POKA-YOKE Scout II counting controller delivered with:










- A controller connection cable  
code: **P102316**
- An Inputs / Outputs connection cable  
code: **P112673**
- A USB type A-B cable, 1.8 m  
code: **P167813**

# ACCESSORIES AND SERVICES PROVIDED

## Accessories

Designation	Compatibility	Code	
Torque ring cover*	30 V GX	P100006	
	40 V GX (before models G and H)	P100935	
	40 V GX-G, GXD	P100422	
	40 V GX-H	P100002	
	GX035-045	P100611	
	GX BT, GY, PGY, GX BT-G, GY-G, PGY-G	P100037	
	GX FS series	P100255	
	GA series	P100850	
	DO series	P100707	
Standard cable 3.0 m	GX series	P100079	
Standard cable 5.0 m	GX, GA, DO series	P100268	
Standard cable 10 m	GX series	P101700	
Spiral cable 3.5 m	GX, GA, DO series	P100067	
Reinforced cable 3.0 m	GX series	P100486	
Cable 3.0 m	GY and PGY	P102001	
Cable 5.0 m	GY and PGY	P101127	
GX cable extension connector		P113333	
Angle head kit Square 1/4"	GX 30 V (except GX 035, GX 045 and GX FS)	P103200	
	GX 40 V (before models G and H)	P173918	
	GX 150 / 220 ESD-G	P108981	
	GX 450 ESD-G	P103863	
	GX 150 / 220-H	P102676	
Angle head kit Hex 1/4" E6,3 drive	GX 450-H	P102159	
	GY-G	P107190	
Angle head kit Hex 1/4" C6,3 drive	GX BT-G	P104933	
	GX 30 V (except GX 035, GX 045 and GX FS)	P100192	
	GX 40 V (before models G and H)	P113825	
	GX 150 / 220 ESD-G	P103175	
	GX 450 ESD-G	P107189	
	GX 150 / 220-H	P101126	
	GX 450-H	P101286	
Mounting of angle head	On GX series	P100230	

\*Not compatible with vacuum systems.

Designation	Compatibility	Code	
Pistol grip	GX 30 V (except GX 035, GX 045 and GX FS)	P100459	
	GX 40 V / GX-G / GX-H	P100104	
	GX BT series	P113298	
	DO series	P105012	
Key for locking the screwdriver adjustment buttons (Specific firmware needs to be loaded)		P103201	
Holster		P100140	
Interface for U-3B PLC Type of signals: - Open collector by optocoupler (reversing) - Relay contact N.C - Relay contact N/O		P100683	
IU3-D BAPER interface for XS-40D controller		P101228	
Mounting ring on reaction arm From the top (Check the diameter of the clamp)	GX 30 V (except GX 035, GX 045 and GX FS) Outside Ø: 48 mm	P100263	
	GX 40 V / GX-G / GX-H Outside Ø: 50 mm	P100217	
	GX BT series - Outside Ø: 52 mm	P101893	
	GX FS series - Outside Ø: 50 mm	P109107	
	GY series - Outside Ø: 52 mm	P102915	
Mounting ring on reaction arm From below	GX 30 V (except GX 035, GX 045 and GX FS)	P100895	
	GA series	P113552	
	DO series	P113558	
Carbon brush	GA series	P109069	
	DO series	P105002	
Brush cap	GA and DO series	P109065	

## Services provided

Designation	Code
Adjustment of the screwdriver to the required torque with supply of a machine aptitude certificate (MAC)	P179363
Specific firmware loading (other functions)	Contact us

# RELATED PRODUCTS

## DPC Touch V2 sequencing interface



**THE IDEAL SEQUENCING  
AND ASSEMBLY PROCESS  
MONITORING INTERFACE  
FOR STAND-ALONE  
WORKSTATIONS**

### Compatible with most assembly tools (up to 2 screwdrivers)

The sequencing and assembly process monitoring interface DPC Touch can count, control, order and check assembly steps and adapts perfectly to all your applications.

It can be installed on stand-alone workstations or within a production line.

DPC Touch manages our range of torque reaction arms to control the order in which screws are fitted.

It guarantees you optimum quality and traceability for zero-defect assembly.



> Learn more about our DPC Touch V2 sequencing interface

## Industrial bits



### A WIDE RANGE OF INDUSTRIAL BITS ADAPTED TO ALL YOUR NEEDS

Our range of bits is one of the most complete on the market. It consists of a wide variety of bits (recess / drive) standard or customized, as well as bit-holders, adapters and accessories.

- ▶ More than 600 references of industrial bits managed in stock
- ▶ Creation of tailor-made bits
- ▶ Wide choice of safety models
- ▶ Magnetic and non-magnetic versions

## Torque reaction arms



### PREVENTION OF MUSCULOSKELETAL DISORDERS WHILE IMPROVING WORKING COMFORT, ASSEMBLY QUALITY AND PRODUCTIVITY

To guarantee optimal quality and traceability, most DOGA torque reaction arms are available with a positioning system.


So every screw is tightened at the right location and at the right torque!

## Screw feeders for vacuum kits or magnetized bits

### AUTOMATIC OR SEMI-AUTOMATIC SCREW FEEDING SYSTEM

In addition to our vacuum kits, our screw feeding systems reduce operator cycle times and maintain their comfort.

- ▶ The screws can be picked by vacuum or magnets
- ▶ Simple and efficient design
- ▶ No more screws falling out of your products
- ▶ Smooth and uninterrupted screw delivery
- ▶ Can be integrated into automatic machines



## Air vacuum kits



### SCREW GRIPPING SYSTEM FOR ASSEMBLY TOOLS

The assembly of non-magnetic or small screws is delicate or even difficult when access to the screwing point is restricted.

Air vacuum kits, holding the screw by vacuum at the end of the screwdriver, make it possible to:

- ▶ Free up the operator's hand and make it easier to assemble your application
- ▶ Reach screwing points that are difficult to access (shafts, small space, etc.)
- ▶ Avoid unexpected fall of screw into your products

# DOGA**TEC**

Mit Sicherheit montiert

Vertrieb Deutschland und Österreich  
DOGAtec GmbH | D-73430 Aalen |  
Tel 0049 7361 8049950 | [www.dogatec.de](http://www.dogatec.de) |

---

© DOGA | DOC.60207.04/25

We constantly strive to improve our products. As a result, the dimensions and indications in this document may not always correspond to the latest production. By explicit agreement, our sales are subject to a reservation of title (the provisions of the French 05/12/1980 Act are therefore fully applicable).